



DIMENSIONS & SPECIFICATIONS

Boasting an unladen weight of 3000kg, with a generous payload of 1300kg, the Celtic Rambler tourer is easily transported.

EXTERNAL DIMENSIONS

Overall body length 8.5m (27'11")
 Overall height 3.3m (10'10")
 Overall width 2.3m (7'6")
 Length behind tow vehicle 6.5m (21'2")
 Width with slideout extended 3.3m (10'10")

INTERNAL DIMENSIONS

Internal width 2.2m (7'3")
 Internal living area height 2.2m (7'3")
 Internal bathroom height 1.9m (6'5")
 Internal bedroom height 1.6m (5'3")

SLIDE OUT

Internal slideout height 1.8m (6'1")
 Internal slideout width 2.5m (8'2")
 Internal slideout depth 1.0m (3'4")
 Additional slideout space 5.293m³
 Additional slideout floor space 2.73m²

USER PAYLOAD

Unit weight 3000kg *
 Maximum permissible laden mass 4300kg
 Payload 1300kg

HEATING

Alde Compact HE 3030 combi-boiler
 Butane power output 6.4kW
 Propane power output 5.5 kW
 Gas and/or 230v power source
 Programmable thermostat
 Under-floor heating circuit
 Slideout heating
 4300 watt output via convectors

TECHNICAL DETAIL

Electrically (12V) operated slideout
 Double seal neoprene compression and blade sealing system
 Single-piece fully welded purpose built chassis
 Electric braking
 Full 4 point auto levelling system
 16" 6 Spoke Alloy wheels

EXTERIOR

4 element vacuum bonded body panels
 Wood-free body preventing damp
 GRP construction – dent resistant
 33.5mm panel thickness all round with superior Styrofoam core
 Curved, continuous single-piece roof
 Unique aerodynamic GRP nose cone
 Dedicated service lockers for electrical, gas and water systems
 Dedicated rear locker spare wheel storage
 Huge 3m² locker storage capacity
 High security locks fitted to all doors
 Lightweight aluminium framed double glazed acrylic windows
 2x manually operated rooflights
 Remote locking entrance door with integrated window and blind

INTERIOR

CNC machined timber furniture
 Master bedroom fitted with island king size bed (1.9m x 1.5m)
 Large full height wardrobe
 Additional behind-head bedroom storage space
 Spacious bathroom featuring our en-suite double door
 Entrance chaise sofa
 2.5m L-shape slideout sofa converts to double bed
 Overhead cupboards
 Solid surface kitchen worktops
 Hardwearing wipe clean floor throughout kitchen/bathroom and carpeted bedroom
 All windows fitted with blackout blinds and fly screens
 Wine bottle and glass holders

GAS

Dedicated gas storage locker to suit 2x 13kg gas bottles
 Barbeque port

WATER

One 231ltr on board (fresh) water tank with level sensor
 One 137ltr on board grey water tank with level sensor
 Domestic quality pressurised water system
 Integrated 6.4kW water heater (12ltr/hr)
 12V water pump capable of a flow of 7ltr/min
 Cassette toilet
 Spacious shower with glass bi-fold door
 Water purification system

ELECTRICAL SYSTEM

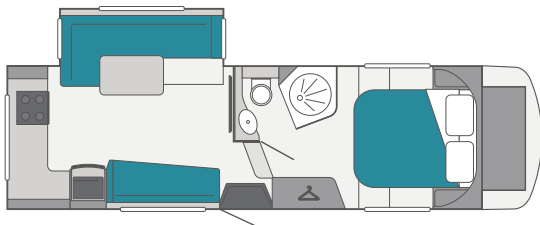
230V hook up point
 Residual circuit device
 Miniature circuit breakers
 1x 95Ah 12v leisure battery
 PC380 control system
 22A battery charger
 Multiple 230V 3-pin sockets
 12v lighting circuit
 Temperature sensors
 Gas detector
 Directional digital TV antenna

APPLIANCES

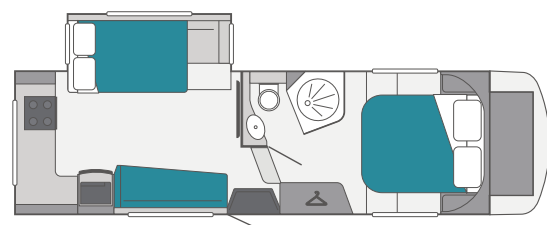
Full cooker with oven, grill and 4x gas burners
 Stainless steel kitchen sink with chopping board / drainer
 Kitchen extractor fan
 Microwave
 Large fridge freezer
 12V bathroom extractor fan
 Electrically operated sliding entrance step

* Depends upon chosen specification and options

FLOOR PLANS CELTIC RAMBLER



DAY - FLOOR PLAN



NIGHT - FLOOR PLAN

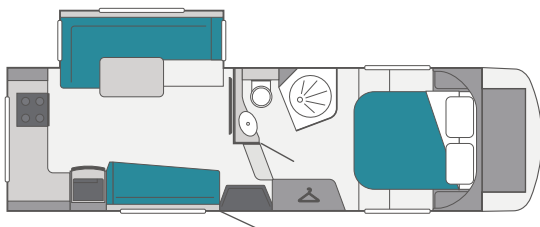
OPTIONAL EXTRAS

SAT SYSTEM 85CM	£2,150
LEATHER UPGRADE	£3,000
A/C TRUMA AVENTA COMFORT	£1,685
FIAMMA F65L 5M AWNING	£1,365
CAREFREE 17' AWNING	£1,520
SOLAR PANEL 150W	£750
PROACTIVE ALARM & TRACKER	£738
1ST YEAR SUBSCRIPTION (MANDATORY WITH ABOVE)	£99
WIRELESS REVERSING CAMERA + TOURING SAT NAV WITH BUILT IN DASH CAM	£650
SAMSUNG 43" SMART 4K LOUNGE TV	£725
SAMSUNG WIRELESS SOUNDBAR WITH SEPARATE SUBWOOFER	£398
AVTEX 24" WIDESCREEN 12V BEDROOM TV INCL BRACKET	£565
4 BIKE RACK	£520
2 BIKE RACK	£420
THULE SECURITY DOOR HANDLE	£126
WARM INTERIOR LED MOODLIGHTING UPGRADE	£350
ADDITIONAL 95AH BATTERY	£160

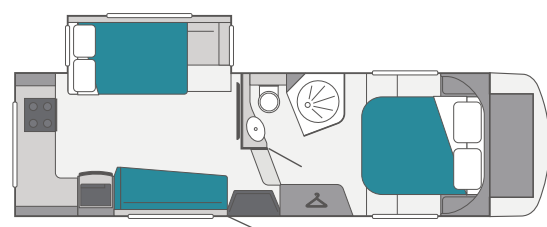
This is only a selection of the extras we offer. We build bespoke units to meet every customers needs and requirements.

Please note: prices are subject to change at any time.

FLOOR PLANS CELTIC RAMBLER



DAY - FLOOR PLAN



NIGHT - FLOOR PLAN