



DIMENSIONS & SPECIFICATIONS

Boasting an unladen weight of 2800kg, with a generous payload of 1500kg, the DreamSeeker is best towed with a powerful 4x4 pick-up.

EXTERNAL DIMENSIONS

Overall body length 7.6m (24'11")
 Overall height 3.0m (9'10")
 Overall width 2.3m (7'6")
 Length behind tow vehicle 6.4m (20'11")
 Width with slideout extended 3.2m (10'2")

INTERNAL DIMENSIONS

Internal width 2.2m (7'3")
 Internal height 2.0m (6'7")

SLIDE OUT

Internal slideout height 1.7m (5'6")
 Internal slideout width 2.6m (6'1")
 Internal slideout depth 1m (2'7")
 Additional slideout space 4.4m³
 Additional slideout floor space 2.6m²

USER PAYLOAD

Unit weight 2800Kg *
 Maximum permissible laden mass 4300Kg
 Payload 1500Kg

HEATING

Alde Compact HE 3030 combi-boiler
 Butane power output 6.4kW
 Propane power output 5.5 kW
 Gas and/or 230v power source
 Programmable thermostat
 Under-floor heating circuit
 2590 watt output via radiators

TECHNICAL DETAIL

Electrically (12V) operated slideout
 Double seal neoprene compression and blade sealing system
 Single-piece fully welded purpose built chassis
 Electric braking
 Full 4 point auto levelling system
 16" 6 Spoke Alloy wheels

EXTERIOR

4 Element vacuum bonded body panels
 Wood-free body preventing damp
 GRP construction – dent resistant
 33.5mm panel thickness all round with superior Styrofoam core
 Curved, continuous single-piece roof
 Unique aerodynamic GRP nose cone
 Dedicated service lockers for electrical, gas and water systems
 Front locker spare wheel storage
 High security locks fitted to all doors
 Lightweight aluminium framed double glazed acrylic windows
 3x manually operated rooflights
 Remote locking entrance door with integrated window and blind

INTERIOR

CNC machined timber furniture
 3x Separate sleeping areas to accommodate up to 5
 Master bedroom fitted with island bed (1.9m x 1.4m)
 Large full height wardrobe
 Bedroom storage spaces
 Spacious bathroom featuring our en-suite double door
 Rear sofa bed: L2.2m – W0.9m, Double in Slide-out: L2.1m – W1.5m
 Fold up rear locker storage – up to 4m²
 Overhead cupboards
 Solid surface kitchen worktops
 Hardwearing wipe clean floor throughout kitchen/bathroom and carpeted bedroom
 Large U-shaped slideout sofa
 All windows fitted with blackout blinds and fly screens
 Wine bottle and glass holders

GAS

Dedicated gas storage locker to suit 2x 13kg gas bottles
 Barbeque port

WATER

One 231ltr on board (fresh) water tank with level sensor
 One 137ltr on board grey water tank with level sensor
 Domestic quality pressurised water system
 Integrated 6.4kW water heater (12ltr/hr)
 12V water pump capable of a flow of 7ltr/min
 Cassette toilet
 Spacious shower with glass bi-fold door

ELECTRICAL SYSTEM

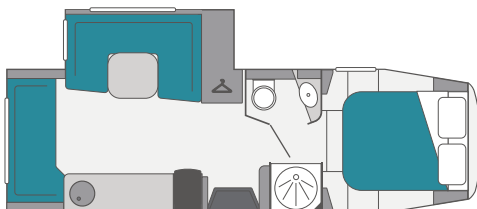
230V hook up point
 Residual circuit device
 Miniature circuit breakers
 1x 90Ah 12v leisure battery
 PC380 control system
 22A battery charger
 Multiple 230V 3-pin sockets
 12v lighting circuit
 Temperature sensors
 Directional digital TV antenna

APPLIANCES

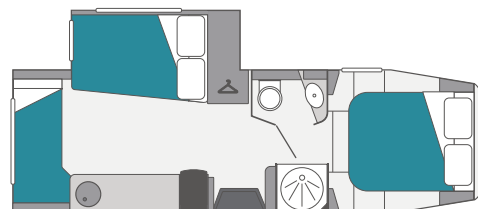
Full cooker with oven, grill and 4x gas burners
 Stainless steel kitchen sink with chopping board / drainer
 Microwave
 Large fridge freezer
 Electrically operated sliding entrance step

** Depends upon chosen specification and options*

FLOOR PLANS DREAMSEEKER



DAY - FLOOR PLAN



NIGHT - FLOOR PLAN

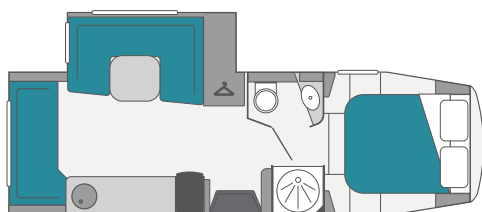
OPTIONAL EXTRAS

85CM SATELLITE DISH	£2,150
LEATHER UPGRADE	£3,000
A/C TRUMA AVENTA COMFORT	£1,685
FIAMMA F65L 5M AWNING	£1,365
CAREFREE 15' AWNING	£1,440
SOLAR PANEL 150W	£750
PROACTIVE ALARM & TRACKER	£738
1ST YEAR SUBSCRIPTION (MANDATORY WITH ABOVE)	£99
WIRELESS REVERSING CAMERA + TOURING SAT NAV WITH BUILT IN DASH CAM	£650
AVTEX 32" 12V LOUNGE TV	£577
AVTEX ALL IN ONE SOUNDBAR	£180
AVTEX 24" WIDESCREEN 12V BEDROOM TV INCL BRACKET	£565
4 BIKE RACK	£520
2 BIKE RACK	£420
THULE SECURITY DOOR HANDLE	£126
WARM INTERIOR LED MOODLIGHTING UPGRADE	£350
ADDITIONAL 95AH BATTERY	£160

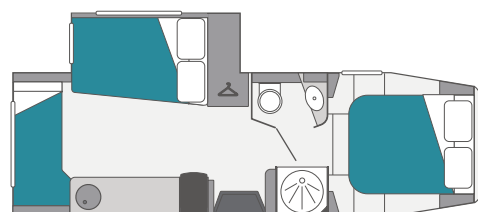
This is only a selection of the extras we offer. We build bespoke units to meet every customers needs and requirements.

Please note: prices are subject to change at any time.

FLOOR PLANS DREAMSEEKER



DAY - FLOOR PLAN



NIGHT - FLOOR PLAN